

Updating procedure for MAX T90



Note: Before installing the latest version of firmware of MAX T90, please verify the serial number of your receiver.

- For receivers whose serial number is lower than 110110040000 please install file: "O_MAXT90.bin"
- For receivers whose serial number is higher than 110110040000 please install file: "N_MAXT90.bin"

In case of any doubt, please contact with sat@ftemaximal.com

Necessary material:

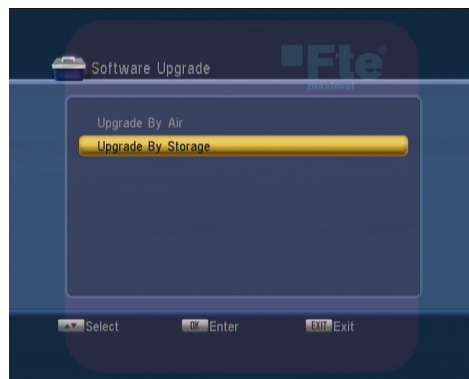
- USB device.
- Last available software version.

To proceed with the upgrading, you must have the file with last available version, which you can download from:
<http://www.ftemaximal.com>

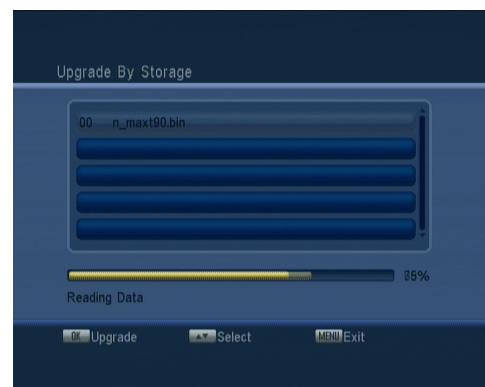
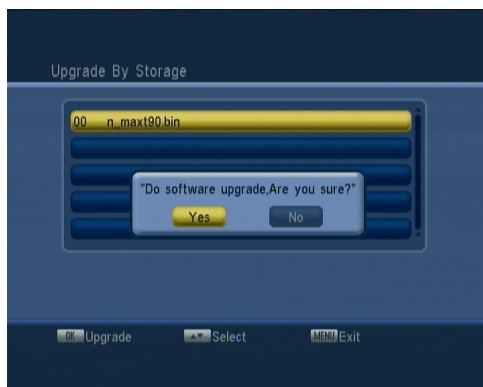
From this website, you will reach a ZIP compressed file which must be decompressed in the root folder of the USB Memory device.

Once you have the update file in the root folder of your memory, please proceed to connect the memory at front connector of the receiver.

Select Menu / Setup / SW update / Upgrade by storage and and press OK.



We can select the updating file and press OK in order to start the updating.



Attention! Do not power off receiver while updating is running.

When the bar arrives to the 100%, the receiver will reboot automatically.

In this moment the updating is complete.