

Updating procedure for MAX T115 HD / MAX T115 HD+ / MAX T90 HD / MAX T100 HD

Necessary material:

- USB 2.0 device.
- Last available software version.

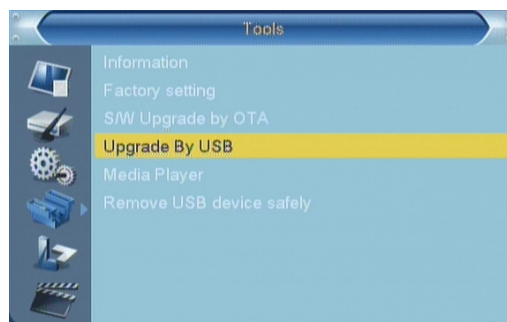
To proceed with the upgrading, you must have the file with last available version, which you can download from:

<http://www.ftemaximal.com>

From this website, you will reach a ZIP compressed file which must be decompressed in the root folder of the USB Memory device.

Once you have the update file in the root folder of your memory, please proceed to connect the memory at front connector of the receiver.

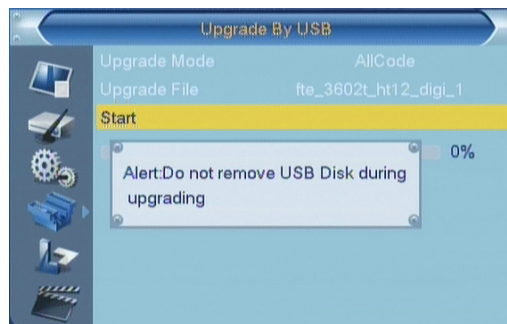
Select Menu / Tools / Upgrade by USB and press OK.




Select the upgrade mode "AllCode"

Select the upgrade file and press "Start" in order to start the updating.

An alert message appears indicating not to take out the memory device during the loading process.



Once the file has been loaded, it requires the conformity to end the upgrading process, writing into the receiver the upgrading. Select "Yes" and press [OK] to upgrade the receiver. In case during the reading of the file, it is corrupted or it would be a not appropriated for this model of receiver, an alert message would appear "Error reading the USB disk".



After pressing [OK] the receiver will write into the Flash memory, and it will reboot to end the upgrading process.
In this moment the updating is complete.

iAttention! Do not power off receiver while updating is running.

